


# ZENSPIRATIONS®

## PATTERNING WORKSHOP WITH JOANNE FINK

### LOOP PATTERN



### CIRCLE PATTERN



### CHAIN PATTERN



### 4 LINES & A CIRCLE

Step 1

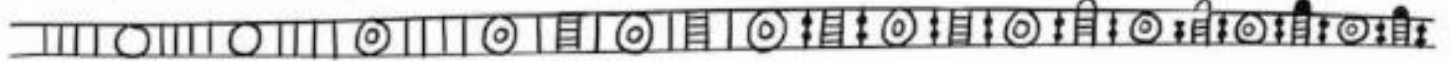
Step 2

Step 3

Step 4

Step 5

Step 6



### ARCH PATTERN

Step 1

Step 2

Step 3

Step 4

Step 5

Step 6



### TRIANGLE PATTERN

Step 1

Step 2

Step 3


Step 4

Step 5

Step 6



### TRY SOME PATTERNING BELOW




# ZENSPIRATIONS®


## PATTERNING WORKSHOP WITH JOUANNE FINK

Learn how to enhance any drawing by adding Zenspirations patterns!  
Here are examples of three different ways  
to embellish the same design.


Original Image



Variation 1



Variation 2



Variation 3

